



## SSCSSS22DA THRU SSCSSS220DA

### Schottky Barrier Diode

#### ● Features

- ✧ Reverse Voltage - 20 to 200 V
- ✧ Forward Current - 2.0A
- ✧ Low profile package
- ✧ Ideal for automated placement
- ✧ Ultrafast reverse recovery time
- ✧ Low power losses, high efficiency
- ✧ Low forward voltage
- ✧ High surge capability
- ✧ UL Flammability Classification Rating 94V-0
- ✧ High temperature soldering: 260°C/10 seconds at terminals

#### ● PIN configuration



**SMA/DO-214AC**



**Circuit Diagram**



**Marking**

(SS24:SSCSSS24DA Marking Code)

#### ● Applications

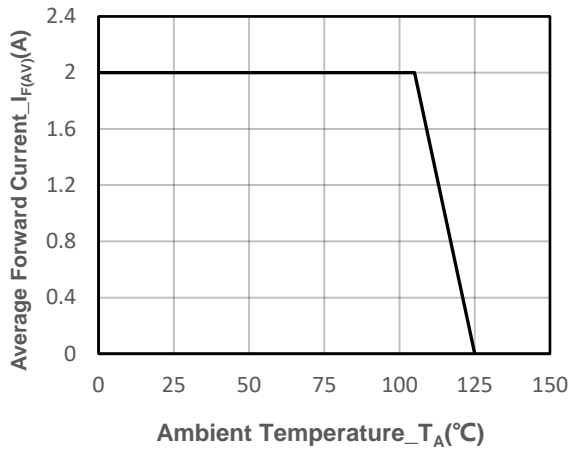
- ✧ Low Voltage
- ✧ High-Frequency Inverters
- ✧ Free Wheeling
- ✧ Polarity Protection

#### ● Absolute maximum rating @T<sub>A</sub>=25°C

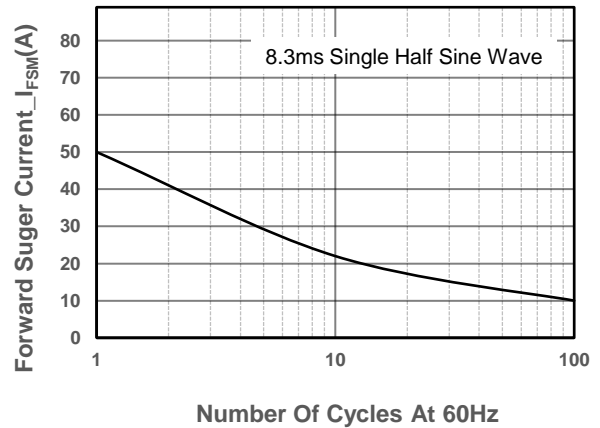
Parameter	Symbol	SS22DA	SS24DA	SS26DA	SS210DA	SS215DA	SS220DA	Unit
Maximum Peak Repetitive Peak Reverse Voltage	V <sub>RRM</sub>	20	40	60	100	150	200	V
Maximum RMS Voltage	V <sub>RMS</sub>	14	28	42	70	105	140	V
Maximum DC Blocking Voltage	V <sub>DC</sub>	20	40	60	100	150	200	V
Maximum Average Forward Rectified Current	I <sub>F(AV)</sub>	2.0						A
Non-repetitive Peak Forward Surge Current @t=8.3ms	I <sub>FSM</sub>	50						A
Max Instantaneous Forward Voltage at 3 A	V <sub>F</sub>	0.6	0.6	0.75	0.85	0.95	0.95	V
Maximum DC Reverse Current T <sub>a</sub> = 25 °C at Rated DC Blocking Voltage T <sub>a</sub> =125 °C	I <sub>R</sub>	500						μA
		20						mA
Operating Temperature	T <sub>J</sub>	-55 ~ +125						°C
Storage Temperature	T <sub>STG</sub>	-55 ~ +150						°C



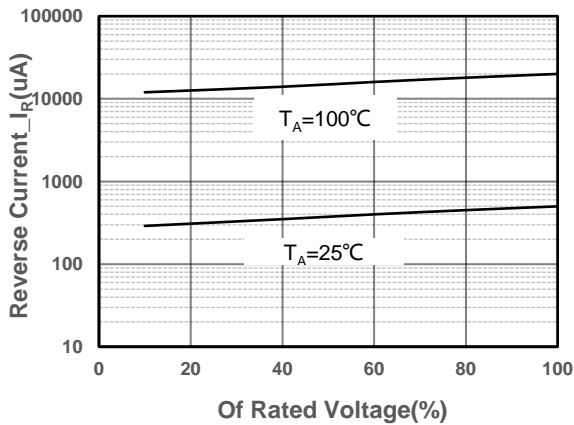
## ● Typical Performance Characteristics



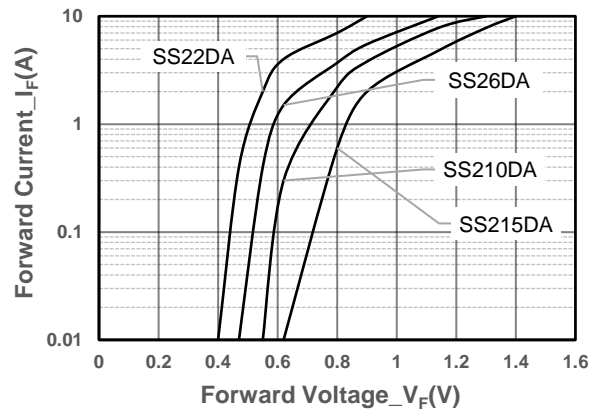
$I_o$  -TL Curve



Surge Forward Current Capability Voltage



Typical Reverse Characteristics



Forward Voltage vs. Forward Current



## ● Package Information

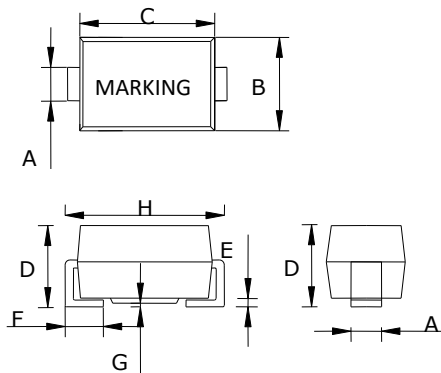
### Ordering Information

Device	Package	Marking	Qty per Reel	Reel Size
SSCSSS22DA	SMA/DO-214AC	SS22	5000	13 Inch
SSCSSS24DA	SMA/DO-214AC	SS24	5000	13 Inch
SSCSSS26DA	SMA/DO-214AC	SS26	5000	13 Inch
SSCSSS210DA	SMA/DO-214AC	SS210	5000	13 Inch
SSCSSS215DA	SMA/DO-214AC	SS215	5000	13 Inch
SSCSSS220DA	SMA/DO-214AC	SS220	5000	13 Inch

### Mechanical Data

Case: SMA/DO-214AC

Case Material: Molded Plastic. UL Flammability



DIM	Millimeters		
	Min	Nom	Max
A	1.40	1.50	1.60
B	2.50	2.67	2.90
C	4.00	4.40	4.50
D	2.00	2.25	2.45
E	0.05	0.200	0.203
F	0.76	1.14	1.52
G	-	-	0.203
H	4.90	5.0	5.30

### Recommended Pad outline





## DISCLAIMER

AFSEMI RESERVES THE RIGHT TO MAKE CHANGES WITHOUT FURTHER NOTICE TO ANY PRODUCTS HEREIN TO IMPROVE RELIABILITY, FUNCTION OR DESIGN. AFSEMI DOES NOT ASSUME ANY LIABILITY ARISING OUT OF THE APPLICATION OR USE OF ANY PRODUCT OR CIRCUIT DESCRIBED HEREIN; NEITHER DOES IT CONVEY ANY LICIENCE UNDER ITS PATENT RIGHTS, NOR THE RIGHTS OF OTHERS.

THE GRAPHS PROVIDED IN THIS DOCUMENT ARE STATISTICAL SUMMARIES BASED ON A LIMITED NUMBER OF SAMPLES AND ARE PROVIDED FOR INFORMATIONAL PURPOSE ONLY. THE PERFORMANCE CHARACTERISTICS LISTED IN THEM ARE NOT TESTED OR GUARANTEED. IN SOME GRAPHS, THE DATA PRESENTED MAY BE OUTSIDE THE SPECIFIED OPERATING RANGE (E.G., OUTSIDE SPECIFIED POWER SUPPLY RANGE ) AND THEREFORE OUTSIDE THE WARRANTED RANGE.